

Softform Premier **Active 2** **King Single**

WITH RX CONTROL UNIT




The Softform Premier Active 2 King Single retains properties as a high risk reactive support surface however should a patient require stepping up to an Active support surface, then a discrete pump can be fitted transforming the mattress into a dynamic surface and delivering additional levels of pressure relief.

Very High Risk



Yes, you can.®

Making Life's
Experiences Possible



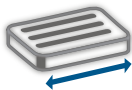
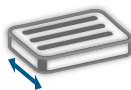







Softform Premier Active 2 King Single

Unique Features

Air Insert contained within standard Softform Premier mattress foam construction	Using the pump allows stepping up and down between Reactive and Active alternating systems with minimum patient disruption
Inflation of air cells alternates on a 10 minute cycle	Promotes tissue recovery and pressure distribution
New air cell design	For the users safety and peace of mind
Air system placed beneath foam insert	Greatly reduces risk of sharps puncture
Mattress can stay on the bed for a wide range of patients.	Reduces moving and handling issues; minimizes additional storage requirements.
High risk static mattress, delivering exceptional pressure reduction and patient comfort	In the event of a power failure, the patient is still resting on a high risk pressure reducing surface, minimizing the potential of pressure damage occurring until power is restored
Mattress does not require turning. Reduces manual handling issues	Reduces manual handling issues
Two-way stretch PU waterproof cover	Provides excellent recovery and durability, and helps reduce shear and friction forces
High frequency welded seams	Reduces the risk of fluid ingress
Full length flap conceals the zip	Reduces the possible fluid ingress through the zip
Toughened PU coated base	Prolongs the longevity of the mattress
Single piece of foam "U" core	Facilitates patient transfer by providing side wall support
Water penetration resistance	35 kPa minimum (BS 3424: part 26). 35 kPa minimum after 20,000 cycles Martindale Abrasion Test EN ISO 5470-2

Benefits

Tech Specs

Softform Premier Active 2 RX Mattress King Single					
	Length	Width	Depth	Unit weight	User weight
	1970mm	1050mm	152 mm	14kg	247.6kg
					
	Height	Width	Depth	Unit weight	
	155mm	275mm	105 mm	1.75kg	
Control Unit					

Codes

- Softform Premier Active 2 mattress King Single
Code: SPAM2-197/105
- Rx Pump
Code: 1630272
- King Single mattress and pump
Code: PKG-ACTIVE2RX-KS

FOR FURTHER INFORMATION:

New Zealand: Freephone 0800 468 222, email sales@invacare.co.nz or visit www.invacare.co.nz
Australia: Freephone 1800 460 460, email orders@invacare.com.au or visit www.invacare.com.au
Asia: Phone +61 2 8839 5330, email anzexportsales@invacare.com or visit www.invacare.com
Thailand: Phone +66 0 2821 5515 or visit www.invacare.com



Yes, you can.®